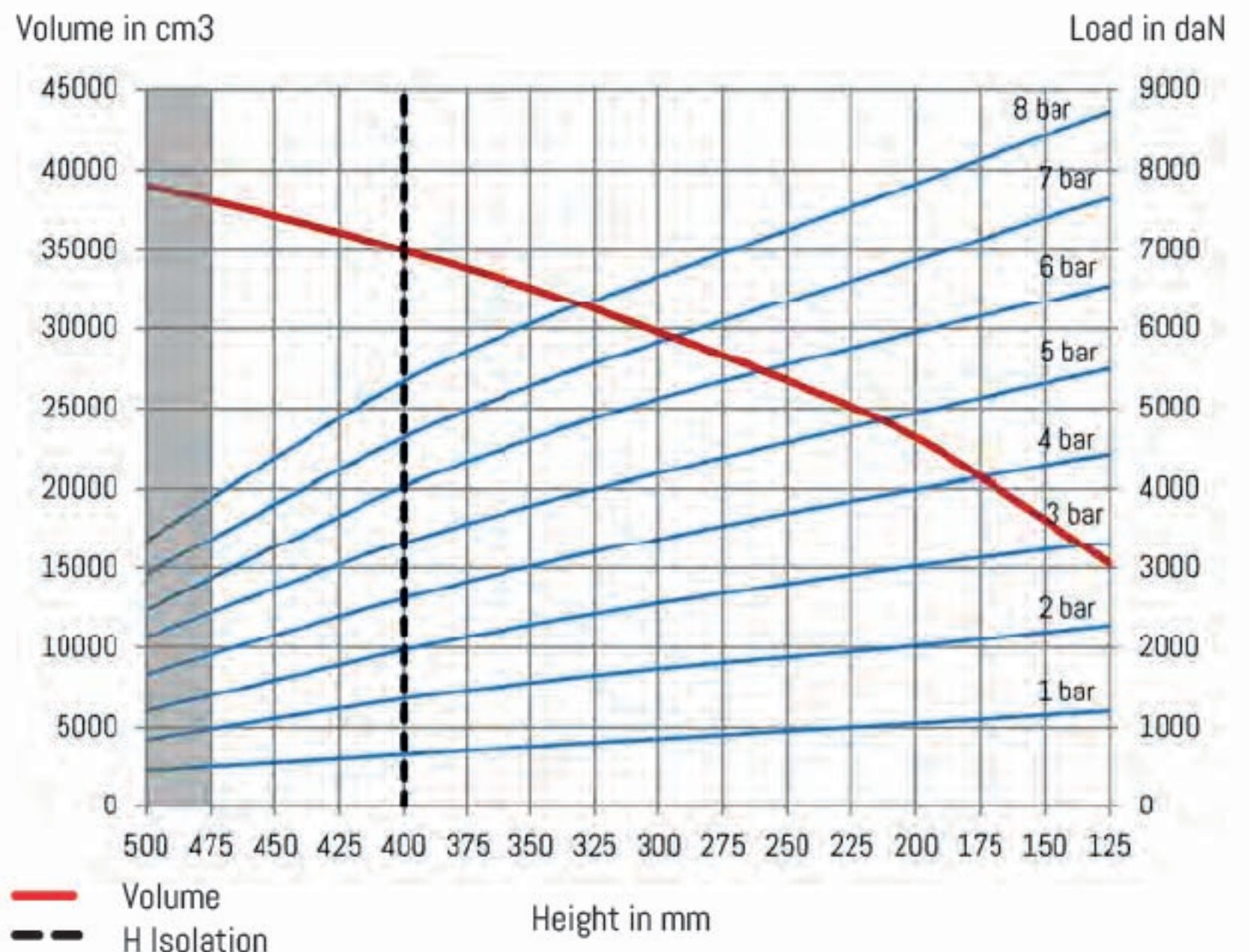
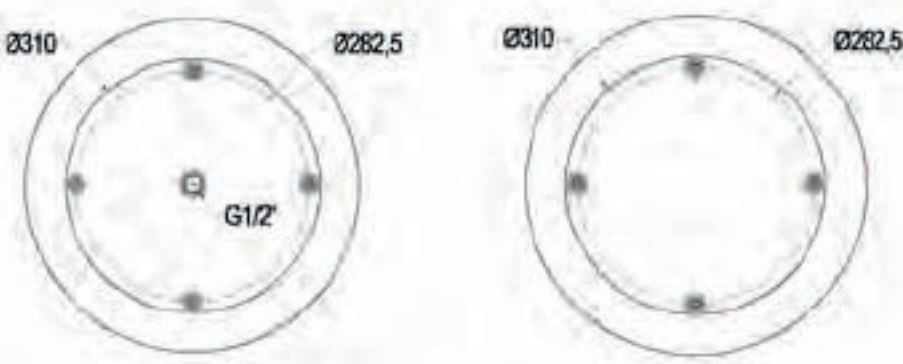
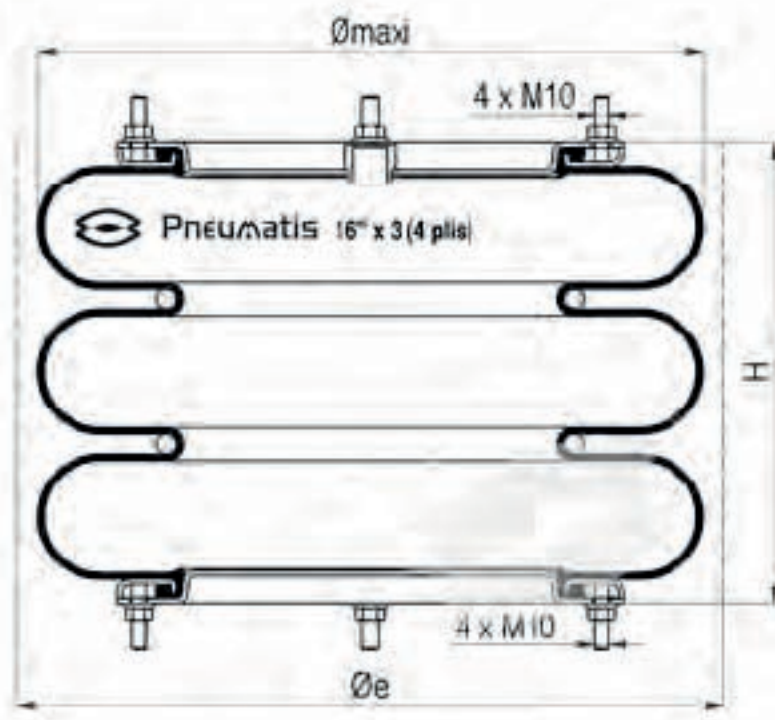


Bellow 16" x 3 reinforced steel

DB1638/E



INDUSTRY



Technical characteristics

Maximum pressure	8 bar
Burst pressure	24 bar
Maximum angular capacity	15°
Maximum out of alignment	10 mm

Static diameter	406 mm
Maximum diameter	440 mm
Minimum overall diameter (Øe)	460 mm
Minimum height	125 mm
Static height (H)	300 mm
Maximum height	500 mm
Maximum recommended height	475 mm
Total stroke	375 mm
Effective area at static height	850 cm ²
Stiffness at 4 bar	31,00 daN/mm
Natural frequency at 4 bar	1,20 Hz
Weight	12,5 kg

Dynamic characteristics at H = 400mm*

Pressure	2 bar	4 bar	6 bar
Load (daN)	1305	2615	3950
Volume (dm ³)	32,8	33,3	33,8
Stiffness (daN/mm)	96	168	244
Natural frequency (Hz)	1,35	1,26	1,24
Isolation rate at 10Hz %	98,1%	98,4%	98,4%

* Recommended height for better isolation

Temperatures

Epichlore	-20°C (-30°C static)	+115°C (+120°C static)
-----------	----------------------	------------------------

References

DB1638/E	Bellow 3 convolutes 16" x 3 4 ply Epichlore reinforced steel bolted air inlet G ^{1/2} centered
----------	---

Characteristics in static condition (daN)

Height	2 bar	3 bar	4 bar	5 bar	6 bar	7 bar	8 bar	Vol 5 bar
125	2 274	3 326	4 427	5 497	6 552	7 652	8 730	15275
150	2 190	3 233	4 291	5 315	6 350	7 400	8 435	18098
200	2 020	3 030	3 996	4 946	5 951	6 869	7 827	23205
250	1 880	2 799	3 702	4 577	5 549	6 355	7 252	26747
300	1 737	2 556	3 383	4 193	5 121	5 828	6 664	29768
350	1 560	2 284	3 024	3 791	4 615	5 281	6 058	32611
400	1 360	1 968	2 618	3 331	4 029	4 637	5 337	34990
450	1 116	1 592	2 153	2 745	3 267	3 809	4 380	37131
475	995	1 406	1 928	2 467	2 889	3 399	3 921	38058
500	851	1 209	1 667	2 126	2 469	2 930	3 365	39048

Mounting instructions

Fastening torque M10 x 1,5 : 20 to 28 Nm

Indicative value of force to reach the minimum height at atmospheric pressure is 64 daN.

